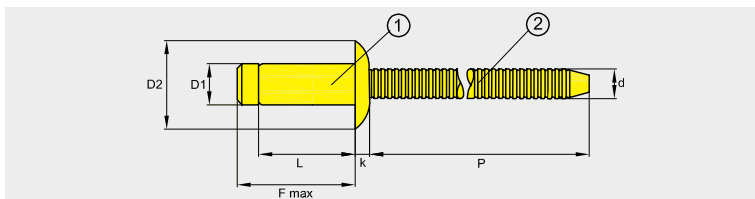



FLACHRUNDKOPF MIT GERILLEM NIETDORN DOMED HEAD WITH GROOVED MANDREL TÊTE PLATE CLOU CANNELÉ



D: Stahl verzinkt
GB: Steel zinc plated
F: Acier zingué

D: Stahl verzinkt
GB: Steel zinc plated
F: Acier zingué

Ø 6,4 mm

D1 = 6,4 + 0,15 / - 0,15 mm


D2 = 13,0 + 0,4 / - 0,2 mm






























k = 3,0 + 0,40 / - 0 mm

d = 4,0 mm (Ref.)

P = ≥ 30,0 mm

L = + 0,99 / - 0 mm

 6,6 - 6,9 mm

	F max		CODE					100  = €		100  = €		
6,4 x 9,0 mm	13,7 mm	1,5 - 3,5 mm	76200 64900	8900 N	7100 N	1112 N		250	45,30		2500	45,00
6,4 x 10,0 mm	15,0 mm	2,8 - 4,8 mm	76200 64100	10200 N				250	45,55		2500	45,25
6,4 x 11,0 mm	15,6 mm	3,4 - 5,4 mm	76200 64110	10600 N				250	47,20		2500	46,90
6,4 x 12,0 mm	17,0 mm	4,8 - 6,8 mm	76200 64120	10600 N				250	48,65		2500	48,35
6,4 x 14,0 mm	19,0 mm	6,8 - 8,8 mm	76200 64140	12700 N				250	52,15		2500	51,85
6,4 x 15,0 mm	20,0 mm	7,5 - 9,5 mm	76200 64150	12700 N				250	54,30		2500	54,00
6,4 x 16,0 mm	21,0 mm	8,8 - 10,8 mm	76200 64160	13600 N				250	56,50		2500	56,20
6,4 x 17,0 mm	22,0 mm	9,8 - 11,8 mm	76200 64170	13600 N				250	58,60		2500	58,30
6,4 x 18,0 mm	23,0 mm	10,8 - 12,8 mm	76200 64180	13600 N				250	60,40		2500	60,10
6,4 x 19,0 mm	24,0 mm	11,8 - 13,8 mm	76200 64190	13600 N				250	65,30		2500	65,00