

# SQ SQUARE DRIVE

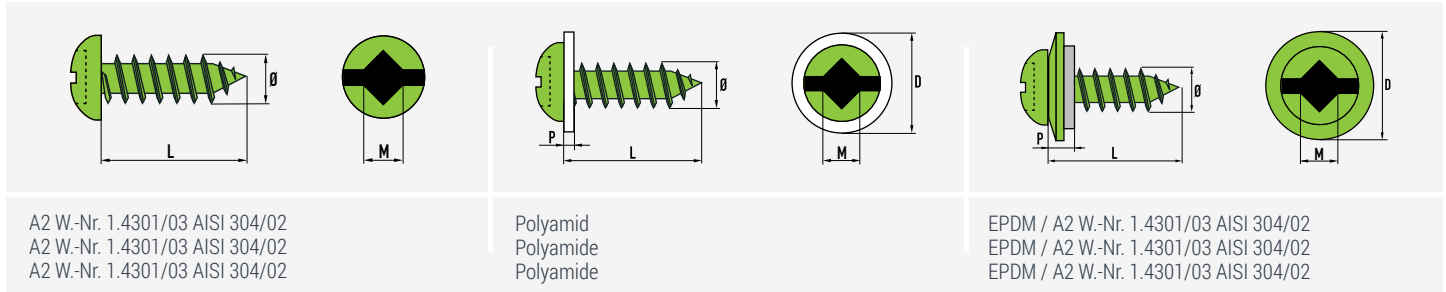
**LINSENKOPF-BLECHSCHRAUBEN (SQ) (GROBGEWINDE TYP A)**  
MIT INNENVIERKANT UND LÄNGSSCHLITZ

**PAN HEAD SELF TAPPING SCREWS (SQ) (COARSE THREAD A)**  
WITH SQUARE SOCKET AND SLOT

**VIS À TÔLE-TÊTE CYLINDRIQUE BOMBÉE (SQ) (FILETAGE GROS A)**  
EMPREINTE CARRÉE AVEC FENTE




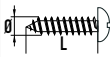







Inklusive  
including  
inclusive



A2 W.-Nr. 1.4301/03 AISI 304/02  
A2 W.-Nr. 1.4301/03 AISI 304/02  
A2 W.-Nr. 1.4301/03 AISI 304/02

Polyamid  
Polyamide  
Polyamide

EPDM / A2 W.-Nr. 1.4301/03 AISI 304/02  
EPDM / A2 W.-Nr. 1.4301/03 AISI 304/02  
EPDM / A2 W.-Nr. 1.4301/03 AISI 304/02

  <b>Ø 4,3 mm</b> M = No. 2 L = 9,5 bis 25,0 mm -0,8 / +0,8 mm  = A	 				 				 				
	CODE	P	D	CODE	P	D	CODE	P	D	CODE			
4,3 x 13 mm	1000	12000	17301 43130	2,0 mm	10,0 mm	1000	16000	17302 43130	3,0 mm	12,0 mm	500	12000	17304 43130
4,9 x 13 mm	1000	12000	17301 49130	2,0 mm	10,0 mm	1000	12000	17302 49130	3,0 mm	12,0 mm	500	10000	17304 49130
4,9 x 16 mm	1000		17301 49160	2,0 mm	10,0 mm	500		17302 49130	3,0 mm	12,0 mm	500		17304 49160
4,9 x 19 mm	500		17301 49190	2,0 mm	10,0 mm	500		17302 49130	3,0 mm	12,0 mm	500		17304 49190